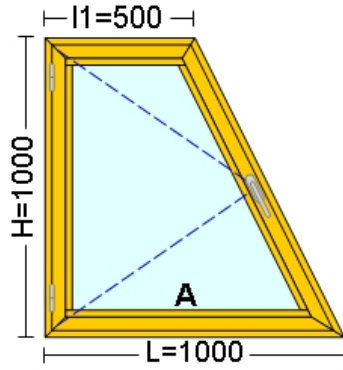


Execution Plan

Project: OFR06582 - Demo AI / Date: 12/02/2009
 Delivery Date: 29/11/2007



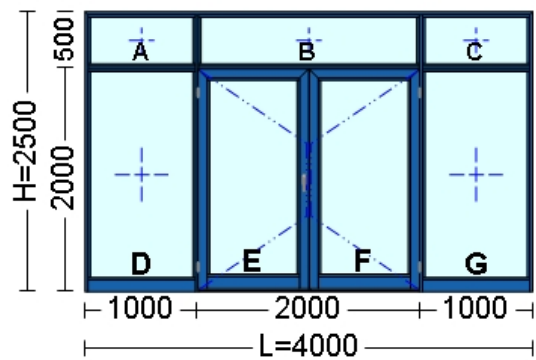
View inner. Opening inner.

Component : 01.F1

Size:	1,000.0 mm x 1,000.0 mm	
Profile System:	BLK Classic Thermo 254 / 1003	
Hardware:	Balkan - AI - BLK - Ferestre (Makedoniki)	
Glass:	GT Clar-Clar 4-14-4	
Surface:	0.750	sqm
Quantity:	5	pcs

Code	Description	Quantity	L	1°	2°	Position
Profiles						
AL254-110-1003	Frame Curved 3Champ. 54mm X 27mm M/F	5 pcs	500.0 mm	58°	45°	Up
AL254-110-1003	Frame Curved 3Champ. 54mm X 27mm M/F	5 pcs	1,000.0 mm	45°	32°	Down
AL254-110-1003	Frame Curved 3Champ. 54mm X 27mm M/F	5 pcs	1,000.0 mm	45°	45°	Lft
AL254-110-1003	Frame Curved 3Champ. 54mm X 27mm M/F	5 pcs	1,118.0 mm	32°	58°	Rght
AL254-211-1003	Sash Curved 68 mm M/F	5 pcs	463.9 mm	58°	45°	A:Up
AL254-211-1003	Sash Curved 68 mm M/F	5 pcs	941.6 mm	45°	32°	A:Down
AL254-211-1003	Sash Curved 68 mm M/F	5 pcs	955.4 mm	45°	45°	A:Lft
AL254-211-1003	Sash Curved 68 mm M/F	5 pcs	1,068.2 mm	32°	58°	A:Rght
AL154-708-1003	Glazing Bead Straight 13,5 mm M/F	5 pcs	399.9 mm	117°	90°	A:Up
AL154-708-1003	Glazing Bead Straight 13,5 mm M/F	5 pcs	819.2 mm	90°	90°	A:Lft
AL154-708-1003	Glazing Bead Straight 13,5 mm M/F	5 pcs	820.4 mm	90°	63°	A:Down
AL154-708-1003	Glazing Bead Straight 13,5 mm M/F	5 pcs	926.8 mm	63°	117°	A:Rght
Corner Joints						
AF001-016-00	Corner Joint For Sash 26x15 (254 & 262)	20 pcs				
AF001-018-00	Corner Joint For Frame 20x15 (254 & 262)	20 pcs				
AF001-022-00	Corner Joint Addition+Screw 7x7(154&254)	40 pcs				
AF001-070-00	Alignment Corner For Frame-Sash(142&154)	40 pcs				
AF001-072-00	Alignment Corner For Sash (142&154)	20 pcs				
Gasket and Brushes						
AA010-004-00	Gasket Pvc Expl No 4	14.972 m				
AA205-101-00	Gasket E.P.D.M. Prd For Blk Systems	34.291 m				
AA205-102-00	Gasket E.P.D.M. For Glass Prd For Blk System	14.972 m				
AF004-003-00	Central Gasket (254)	17.146 m				
Glass						
Cl-Cl 4/16/4	GT Clar-Clar 4-14-4	5 pcs	820.4 x 862.8 mm			A
Handwork						
M 01	Debitare unghi variabil	40 op				
M 08	Curatare manuala rame, gauri aerisire	20 op				
M 09	Curatare manuala cercevele, gauri aerisire	20 op				
M 10	Manopera feronerie	5 op				

Code	Description	Quantity	L	1°	2°	Position
M 11	Debitare baghete geam	40 op				
M 12	Manipulare profile /ml profil	40 op				
M 13	Manipulare baghete geam /ml profil	20 op				
M 27	Manopera 1 min	5 op				
M 28	Debitare PVC - 1 capat	20 op				
M 29	Debitare PVC - 2 capete	40 op				
M 30	Lipire PVC - 1 capat	40 op				
Manopera sticla						
M 14	Taiere geam /perimetru	5 op				
M 15	Lipire termopan	5 op				
M 16	Izolare termopan	5 op				
Manopera livrare si montaj						
M 17	Pregatire, incarcare /ochi	5 op				
M 19	Fixare rama /perimetru	5 op				
M 20	Montare geam /geam	5 op				
M 21	Reglare feronerie /ccv	5 op				
M 24	Demontare tamplarie veche, mediu	5 op				



View outer. Opening outer.

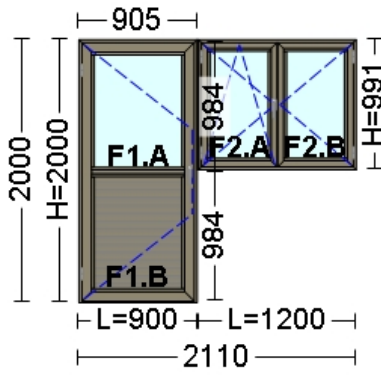
Component : 02.Panou

Size:	4,000.0 mm x 2,500.0 mm	
Profile System:	BLK Classic Thermo 254 / 5015	
Hardware:	Balkan - Al - BLK - Usa de Exterior (Makedoniki)	
Glass:	GT Clar-Clar 4-14-4	
Surface:	10.000	sqm
Quantity:	2	pcs

Code	Description	Quantity	L	1°	2°	Position
Profiles						
AL254-110-5015	Frame Curved 3Champ. 54mm X 27mm M/F	2 pcs	2,500.0 mm	45°	90°	Lft
AL254-110-5015	Frame Curved 3Champ. 54mm X 27mm M/F	2 pcs	2,500.0 mm	90°	45°	Rght
AL254-110-5015	Frame Curved 3Champ. 54mm X 27mm M/F	2 pcs	4,000.0 mm	45°	45°	Up
AL254-400-5015	Central Adapt.For Glass Straight M/F	2 pcs	1,944.8 mm	90°	90°	EF:1
AL254-301-5015	Mullion Straight 30 mm + Screw M/F	2 pcs	957.7 mm	90°	90°	AD:H
AL254-301-5015	Mullion Straight 30 mm + Screw M/F	2 pcs	957.7 mm	90°	90°	CG:H
AL254-301-5015	Mullion Straight 30 mm + Screw M/F	2 pcs	1,970.0 mm	90°	90°	BEF:H
AL254-301-5015	Mullion Straight 30 mm + Screw M/F	2 pcs	2,472.7 mm	90°	90°	BCEFG:V
AL254-301-5015	Mullion Straight 30 mm + Screw M/F	2 pcs	2,472.7 mm	90°	90°	ABCDEFG:V
AL154-708-5015	Glazing Bead Straight 13,5 mm M/F	2 pcs	414.1 mm	90°	90°	B:Lft
AL154-708-5015	Glazing Bead Straight 13,5 mm M/F	2 pcs	414.1 mm	90°	90°	A:Lft
AL154-708-5015	Glazing Bead Straight 13,5 mm M/F	2 pcs	414.1 mm	90°	90°	A:Rght
AL154-708-5015	Glazing Bead Straight 13,5 mm M/F	2 pcs	414.1 mm	90°	90°	C:Lft
AL154-708-5015	Glazing Bead Straight 13,5 mm M/F	2 pcs	414.1 mm	90°	90°	B:Rght
AL154-708-5015	Glazing Bead Straight 13,5 mm M/F	2 pcs	414.1 mm	90°	90°	C:Rght
AL154-708-5015	Glazing Bead Straight 13,5 mm M/F	4 pcs	824.7 mm	90°	90°	F:Down,E:Up
AL154-708-5015	Glazing Bead Straight 13,5 mm M/F	2 pcs	824.7 mm	90°	90°	E:Down
AL154-708-5015	Glazing Bead Straight 13,5 mm M/F	2 pcs	824.7 mm	90°	90°	F:Up
AL154-708-5015	Glazing Bead Straight 13,5 mm M/F	2 pcs	957.7 mm	90°	90°	C:Up
AL154-708-5015	Glazing Bead Straight 13,5 mm M/F	2 pcs	957.7 mm	90°	90°	C:Down
AL154-708-5015	Glazing Bead Straight 13,5 mm M/F	2 pcs	957.7 mm	90°	90°	G:Up
AL154-708-5015	Glazing Bead Straight 13,5 mm M/F	2 pcs	957.7 mm	90°	90°	A:Up
AL154-708-5015	Glazing Bead Straight 13,5 mm M/F	4 pcs	957.7 mm	90°	90°	D:Up,D:Down
AL154-708-5015	Glazing Bead Straight 13,5 mm M/F	2 pcs	957.7 mm	90°	90°	G:Down
AL154-708-5015	Glazing Bead Straight 13,5 mm M/F	2 pcs	957.7 mm	90°	90°	A:Down
AL154-708-5015	Glazing Bead Straight 13,5 mm M/F	2 pcs	1,729.2 mm	90°	90°	F:Lft
AL154-708-5015	Glazing Bead Straight 13,5 mm M/F	2 pcs	1,729.2 mm	90°	90°	E:Rght
AL154-708-5015	Glazing Bead Straight 13,5 mm M/F	2 pcs	1,729.2 mm	90°	90°	E:Lft
AL154-708-5015	Glazing Bead Straight 13,5 mm M/F	2 pcs	1,729.2 mm	90°	90°	F:Rght
AL154-708-5015	Glazing Bead Straight 13,5 mm M/F	4 pcs	1,833.4 mm	90°	90°	D:Lft,D:Rght
AL154-708-5015	Glazing Bead Straight 13,5 mm M/F	2 pcs	1,833.4 mm	90°	90°	G:Lft
AL154-708-5015	Glazing Bead Straight 13,5 mm M/F	2 pcs	1,833.4 mm	90°	90°	G:Rght
AL154-708-5015	Glazing Bead Straight 13,5 mm M/F	4 pcs	1,970.0 mm	90°	90°	B:Up,B:Down
AL254-245-5015	Sash Outside 103 mm M/F	2 pcs	987.7 mm	45°	45°	E:Up
AL254-245-5015	Sash Outside 103 mm M/F	2 pcs	987.7 mm	45°	45°	F:Up
AL254-245-5015	Sash Outside 103 mm M/F	2 pcs	1,962.3 mm	45°	90°	F:Lft
AL254-245-5015	Sash Outside 103 mm M/F	2 pcs	1,962.3 mm	45°	90°	E:Lft
AL254-245-5015	Sash Outside 103 mm M/F	2 pcs	1,962.3 mm	90°	45°	E:Rght
AL254-245-5015	Sash Outside 103 mm M/F	2 pcs	1,962.3 mm	90°	45°	F:Rght
AL254-555-5015	Floor Threshold M/F	2 pcs	1,970.0 mm	90°	90°	Down
AL254-331-5015	Bottom Transom 130 mm M/F	2 pcs	824.7 mm	90°	90°	E:Down

Code	Description	Quantity	L	1°	2°	Position
AL254-331-5015	Bottom Transom 130 mm M/F	2 pcs	824.7 mm	90°	90°	F:Down
AL254-331-5015	Bottom Transom 130 mm M/F	2 pcs	957.7 mm	90°	90°	Down
AL254-331-5015	Bottom Transom 130 mm M/F	2 pcs	957.7 mm	90°	90°	Down
Accessories						
AF005-015-02	Plug For Centr.Adaptor Str.(254-400) Black	2 per				
Corner Joints						
AF001-016-00	Corner Joint For Sash 26x15 (254 & 262)	8 pcs				
AF001-018-00	Corner Joint For Frame 20x15 (254 & 262)	4 pcs				
AF001-022-00	Corner Joint Addition+Screw 7x7(154&254)	12 pcs				
AF001-070-00	Alignment Corner For Frame-Sash(142&154)	12 pcs				
AF001-072-00	Alignment Corner For Sash (142&154)	8 pcs				
AF002-007-00	Addition For Sash 26x23 (254 & 262)	8 pcs				
Gasket and Brushes						
AA010-004-00	Gasket Pvc Expl No 4	63.932 m				
AA205-101-00	Gasket E.P.D.M. Prd For Blk Systems	39.298 m				
AA205-102-00	Gasket E.P.D.M. For Glass Prd For Blk System	63.932 m				
AF004-003-00	Central Gasket (254)	19.649 m				
AF004-005-00	Gasket E.P.D.M. For Bottom Rail	7.130 m				
Hardware						
AA101-012-00	Lock Rolling 35 mm FF (No Cylinder)	2 pcs				
AA102-031-00	Cylinder 80 mm Cisa Logo Line	2 pcs				
AA103-005-00	Striking Plate	2 pcs				
AA105-372-00	Latch (Sirtis)For Tilt-Turn Ce Fap(3720)	4 pcs				
AA106-009-00	Nest Metalic Single Ce Mak (AA-1-1700)	4 pcs				
AA113-003-02	Hinge Triple Ce Mak (10S) Black	12 pcs				
AA114-364-02	Handle Big 360 mm/4 Mak Black	2 pcs				
AA214-001-02	Rosette Axion Black	4 pcs				
Glass						
CI-CI 4/16/4	GT Clar-Clar 4-14-4	2 pcs	814.7 x 1,762.8 mm			E
CI-CI 4/16/4	GT Clar-Clar 4-14-4	2 pcs	814.7 x 1,762.8 mm			F
CI-CI 4/16/4	GT Clar-Clar 4-14-4	2 pcs	947.7 x 447.7 mm			C
CI-CI 4/16/4	GT Clar-Clar 4-14-4	2 pcs	947.7 x 1,867.0 mm			G
CI-CI 4/16/4	GT Clar-Clar 4-14-4	2 pcs	947.7 x 447.7 mm			A
CI-CI 4/16/4	GT Clar-Clar 4-14-4	2 pcs	947.7 x 1,867.0 mm			D
CI-CI 4/16/4	GT Clar-Clar 4-14-4	2 pcs	1,960.0 x 447.7 mm			B
Miscellaneous						
AY005-027-00	Screws Internal Square 10x1 1/2	40 pcs				
Handwork						
M 06	Frezare inversor (montant orb) si fixare	4 op				
M 08	Curatare manuala rame, gauri aerisire	6 op				
M 09	Curatare manuala cercevele, gauri aerisire	12 op				
M 10	Manopera feronerie	8 op				
M 11	Debitare baghete geam	112 op				
M 12	Manipulare profile /ml profil	40 op				
M 13	Manipulare baghete geam /ml profil	56 op				
M 27	Manopera 1 min	2 op				
M 28	Debitare PVC - 1 capat	56 op				
M 29	Debitare PVC - 2 capete	28 op				
M 30	Lipire PVC - 1 capat	12 op				
M 34	Frezare montant si fixare	10 op				
M 35	Frezare bandou si fixare	8 op				
Manopera sticla						
M 14	Taiere geam /perimetru	14 op				
M 15	Lipire termopan	14 op				

Code	Description	Quantity	L	1°	2°	Position
M 16	Izolare termopan	14 op				
Manopera livrare si montaj						
M 17	Pregatire, incarcare /ochi	2 op				
M 19	Fixare rama /perimetru	2 op				
M 20	Montare geam /geam	14 op				
M 21	Reglare feronerie /ccv	4 op				
M 24	Demontare tamplarie veche, mediu	2 op				


Component : 03.F+U

Size:	900.0 mm x 2,000.0 mm; 1,200.0 mm x 991.0 mm	
Profile System:	BLK Classic Thermo 254 / 7034	
Hardware:	Balkan - Al - BLK - Usi Interior (Makedoniki)	
Glass:	GT Clar-Clar 4-14-4	
Surface:	2.989	sqm
Quantity:	5	pcs

View inner. Opening inner.

Code	Description	Quantity	L	1°	2°	Position
Profiles						
AL254-110-7034	Frame Curved 3Champ. 54mm X 27mm M/F	5 pcs	900.0 mm	45°	45°	F1:Up
AL254-110-7034	Frame Curved 3Champ. 54mm X 27mm M/F	5 pcs	991.0 mm	45°	45°	F2:Lft
AL254-110-7034	Frame Curved 3Champ. 54mm X 27mm M/F	5 pcs	991.0 mm	45°	45°	F2:Rght
AL254-110-7034	Frame Curved 3Champ. 54mm X 27mm M/F	5 pcs	1,200.0 mm	45°	45°	F2:Up
AL254-110-7034	Frame Curved 3Champ. 54mm X 27mm M/F	5 pcs	1,200.0 mm	45°	45°	F2:Down
AL254-110-7034	Frame Curved 3Champ. 54mm X 27mm M/F	5 pcs	2,000.0 mm	45°	90°	F1:Lft
AL254-110-7034	Frame Curved 3Champ. 54mm X 27mm M/F	5 pcs	2,000.0 mm	90°	45°	F1:Rght
AL254-211-7034	Sash Curved 68 mm M/F	5 pcs	575.4 mm	45°	45°	F2.B:Down
AL254-211-7034	Sash Curved 68 mm M/F	5 pcs	575.4 mm	45°	45°	F2.A:Up
AL254-211-7034	Sash Curved 68 mm M/F	5 pcs	575.4 mm	45°	45°	F2.A:Down
AL254-211-7034	Sash Curved 68 mm M/F	5 pcs	575.4 mm	45°	45°	F2.B:Up
AL254-211-7034	Sash Curved 68 mm M/F	5 pcs	946.4 mm	45°	45°	F2.B:Rght
AL254-211-7034	Sash Curved 68 mm M/F	5 pcs	946.4 mm	45°	45°	F2.A:Rght
AL254-211-7034	Sash Curved 68 mm M/F	5 pcs	946.4 mm	45°	45°	F2.A:Lft
AL254-211-7034	Sash Curved 68 mm M/F	5 pcs	946.4 mm	45°	45°	F2.B:Lft
AL254-400-7034	Central Adapt.For Glass Straight M/F	5 pcs	911.4 mm	90°	90°	F2.AB:1
AL254-301-7034	Mullion Straight 30 mm + Screw M/F	5 pcs	709.2 mm	90°	90°	AB:H
AL154-708-7034	Glazing Bead Straight 13,5 mm M/F	5 pcs	482.8 mm	90°	90°	F2.B:Down
AL154-708-7034	Glazing Bead Straight 13,5 mm M/F	5 pcs	482.8 mm	90°	90°	F2.A:Down
AL154-708-7034	Glazing Bead Straight 13,5 mm M/F	5 pcs	482.8 mm	90°	90°	F2.B:Up
AL154-708-7034	Glazing Bead Straight 13,5 mm M/F	5 pcs	482.8 mm	90°	90°	F2.A:Up
AL154-708-7034	Glazing Bead Straight 13,5 mm M/F	5 pcs	709.2 mm	90°	90°	F1.A:Down
AL154-708-7034	Glazing Bead Straight 13,5 mm M/F	10 pcs	709.2 mm	90°	90°	F1.B:Up,F1.B:Down
AL154-708-7034	Glazing Bead Straight 13,5 mm M/F	5 pcs	709.2 mm	90°	90°	F1.A:Up
AL154-708-7034	Glazing Bead Straight 13,5 mm M/F	10 pcs	810.2 mm	90°	90°	F2.B:Lft,F2.A:Lft
AL154-708-7034	Glazing Bead Straight 13,5 mm M/F	5 pcs	810.2 mm	90°	90°	F2.B:Rght
AL154-708-7034	Glazing Bead Straight 13,5 mm M/F	5 pcs	810.2 mm	90°	90°	F2.A:Rght
AL154-708-7034	Glazing Bead Straight 13,5 mm M/F	5 pcs	852.0 mm	90°	90°	F1.A:Rght
AL154-708-7034	Glazing Bead Straight 13,5 mm M/F	5 pcs	852.1 mm	90°	90°	F1.B:Rght
AL154-708-7034	Glazing Bead Straight 13,5 mm M/F	5 pcs	852.1 mm	90°	90°	F1.B:Lft
AL154-708-7034	Glazing Bead Straight 13,5 mm M/F	5 pcs	852.1 mm	90°	90°	F1.A:Lft
AL142-629-7034	Addition For Frame M/F	5 pcs	991.0 mm	90°	90°	
AL154-560-7034	Sash Drainage Profile M/F	5 pcs	820.4 mm	90°	90°	F1.AB:Down
AL254-215-7034	Sash Curved 95 mm (6,5M) M/F	5 pcs	855.4 mm	45°	45°	F1.AB:Down
AL254-215-7034	Sash Curved 95 mm (6,5M) M/F	5 pcs	855.4 mm	45°	45°	F1.AB:Up
AL254-215-7034	Sash Curved 95 mm (6,5M) M/F	5 pcs	1,967.5 mm	45°	45°	F1.AB:Rght
AL254-215-7034	Sash Curved 95 mm (6,5M) M/F	5 pcs	1,967.5 mm	45°	45°	F1.AB:Lft
AL254-555-7034	Floor Threshold M/F	5 pcs	845.4 mm	90°	90°	F1:Down
AL901-101-7034	Profil Pt Oblon	5 pcs	699.2 mm	90°	90°	F1.B

Code	Description	Quantity	L	1°	2°	Position
AL901-101-7034	Profil Pt Oblon	65 pcs	699.2 mm	90°	90°	F1.B,F1.B,F1.B,F1.B,F1.B,F1.B,F1.B,F1.B,F1.B,F1.B,F1.B,F1.B
AL901-101-7034	Profil Pt Oblon	5 pcs	699.2 mm	90°	90°	F1.B
Accessories						
AF005-015-02	Plug For Centr.Adaptor Str.(254-400) Black	5 per				
Corner Joints						
AF001-016-00	Corner Joint For Sash 26x15 (254 & 262)	60 pcs				
AF001-018-00	Corner Joint For Frame 20x15 (254 & 262)	30 pcs				
AF001-022-00	Corner Joint Addition+Screw 7x7(154&254)	90 pcs				
AF001-070-00	Alignment Corner For Frame-Sash(142&154)	90 pcs				
AF001-072-00	Alignment Corner For Sash (142&154)	60 pcs				
AF002-005-00	Addition For Sash 26x27 (254 & 262)	20 pcs				
Gasket and Brushes						
AA010-004-00	Gasket Pvc Expl No 4	42.181 m				
AA205-101-00	Gasket E.P.D.M. Prd For Blk Systems	117.330 m				
AA205-102-00	Gasket E.P.D.M. For Glass Prd For Blk System	42.181 m				
AF004-003-00	Central Gasket (254)	58.665 m				
Hardware						
AA101-054-00	Lock 35 mm Cisa Logo Line (No Cylinder)	5 pcs				
AA102-031-00	Cylinder 80 mm Cisa Logo Line	5 pcs				
AA103-007-00-01	Striking Plate Adjustable Secura	5 pcs				
AA104-640-02	Handle For Door Lav (640) Black	5 pcs				
AA105-002-00	Latch (Sirtis) Lav (505)	5 pcs				
AA109-049-02	Tilt-Turn Without Arm Mak (510) Black	5 pcs				
AA109-050-00	Arm For Tilt-Turn Mak (510) No1 Short	5 pcs				
AA113-003-02	Hinge Triple Ce Mak (10S) Black	15 pcs				
AA113-010-02	Hinge Ce Mak (M10) Black	10 pcs				
AA212-002-02	Extension Rod (Ntiza) Ce White	5.000 m	1,451.8 mm	90°	90°	
AA214-001-02	Rosette Axion Black	10 pcs				
Glass						
CI-CI 4/16/4	GT Clar-Clar 4-14-4	5 pcs	472.8 x 843.8 mm			F2.B
CI-CI 4/16/4	GT Clar-Clar 4-14-4	5 pcs	472.8 x 843.8 mm			F2.A
CI-CI 4/16/4	GT Clar-Clar 4-14-4	5 pcs	699.2 x 885.7 mm			F1.A
Miscellaneous						
AY005-027-00	Screws Internal Square 10x1 1/2	20 pcs				
Handwork						
M 06	Frezare inversor (montant orb) si fixare	10 op				
M 08	Curatare manuala rame, gauri aerisire	35 op				
M 09	Curatare manuala cercevele, gauri aerisire	60 op				
M 10	Manopera feronerie	25 op				
M 11	Debitare baghete geam	160 op				
M 12	Manipulare profile /ml profil	195 op				
M 13	Manipulare baghete geam /ml profil	80 op				
M 27	Manopera 1 min	10 op				
M 28	Debitare PVC - 1 capat	80 op				
M 29	Debitare PVC - 2 capete	100 op				
M 30	Lipire PVC - 1 capat	90 op				
M 34	Frezare montant si fixare	5 op				
Manopera sticla						
M 14	Taiere geam /perimetru	15 op				
M 15	Lipire termopan	15 op				
M 16	Izolare termopan	15 op				
Manopera livrare si montaj						

Code	Description	Quantity	L	1°	2°	Position
M 17	Pregatire, incarcare /ochi	10 op				
M 19	Fixare rama /perimetru	10 op				
M 20	Montare geam /geam	15 op				
M 21	Reglare feronerie /ccv	15 op				
M 24	Demontare tamplarie veche, mediu	10 op				
M 26	Cuplare ferestre /ml elem.cuplaj	5 op				